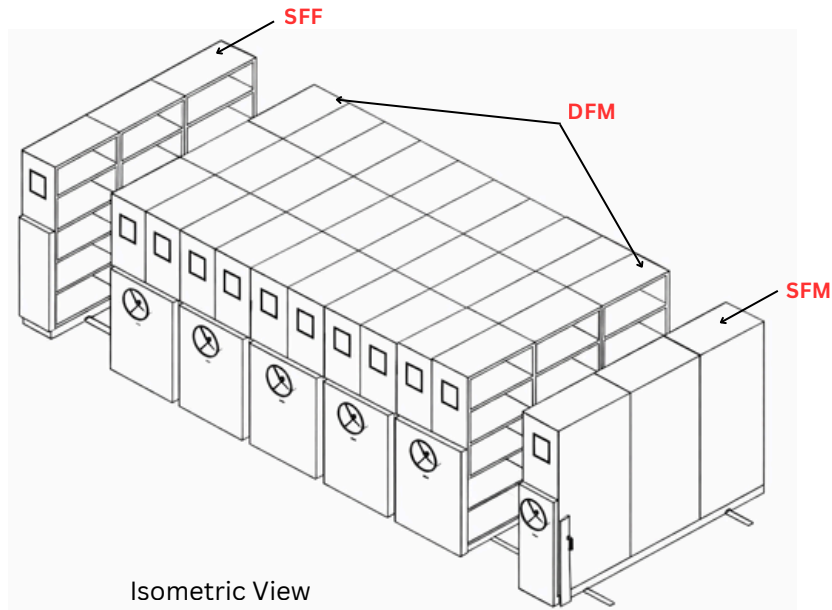
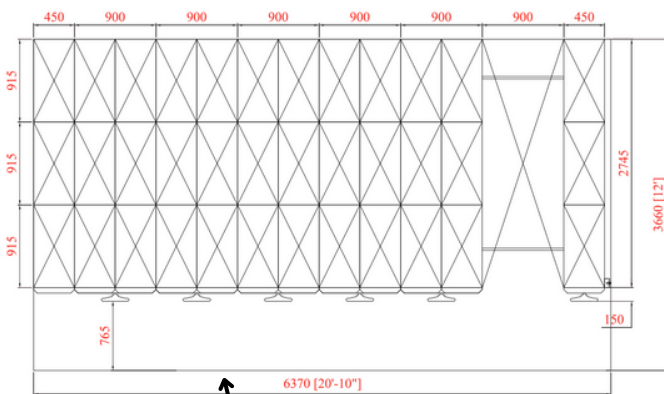



Front View



Isometric View



Top View



Mobile Storage Compactor

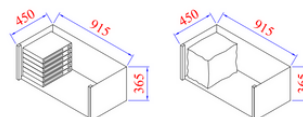
Mechanical Type system (Knock Down Design)

- **Cabinet Body:** 0.8mm thick TATA CRCA sheet (IS-513), "D" Grade Material.
- **Shelves:** 8 Nos Bandage with 0.8mm thickness TATA CRCA Sheet (IS-513), "D" Grade Material. (4 Shelves with 5 Compartments)
UDL capacity of 60-70 Kg.
- **Mechanism Plate:** 2mm thick HR sheet. Chain: high-quality ½ Inch Diamond brand chain. Wheels: 90x32 mm CI wheel.
- **Base:** 3.15mm thick HR sheet.(One bay 2mm) System Components: 20mm shaft, high-quality sprocket, pedestal, and bearings.
- **Rails:** 25x25mm thick bright bar "J" type channel, 1.6mm thickness.
- **Color:** All material Coated with Epoxy Polyester Powder Coated (40 to 60 microns) and 8-tank anti-rust treatment- WITH ANTI SKIDDING SYSTEMS

Size Per Body : Over All Ht-2120 X 915 X 450mm

All Dimension in mm +/- 2%

Compartment Size



Room Size recommended

21 X 12 Feet with aisle space

Files Storage Capacity

Box Files = 1940-2160 Nos
Normal Files = 4210-4680 Nos

Movable Files Storage Systems (3 Bays 36 Bodies)

Model : 3 Bays 36 Bodies MD

SFF - Nos 01 = 3 Bodies Unit

SFM - Nos 01 = 3 Bodies Unit

DFM - Nos 05 = 30 Bodies Unit

This Models is Called 36 Bodies/Cabinet Unit

Note: If extra width and depth are available and your plan includes 1 to 5 bays, the DFM unit can be increased to provide more storage and store more files. If you have additional space, it is strongly recommended to consult before placing the order, take detailed drawings in advance, and confirm all specifications with Topnotch before finalization.